


SIGHTGLASS LIGHT FITTINGS

Type F 20 dH

The ideal solution for
your lighting problems in
hazardous areas

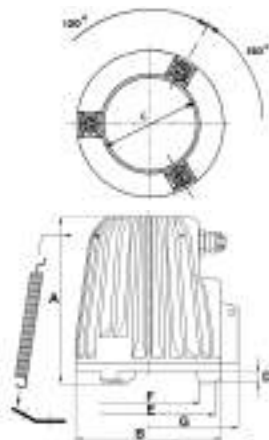
- Fully developed package
- Various mounting options
- Highly competitive prices
- Interesting additional equipment
- Also supplied complete with VETROLUX® sightglasses



Type F 20 dHSchU, Ex d IIC T5 Gb, Ex t IIIC T95°C Db IP67, Ex II 2 G + D, halogen bulb, 230 V, 20 W, with built-in timer «U», mounted on sightglass to DIN 28120, DN 125, PN 10, with tilting hinge fixation "Sch"

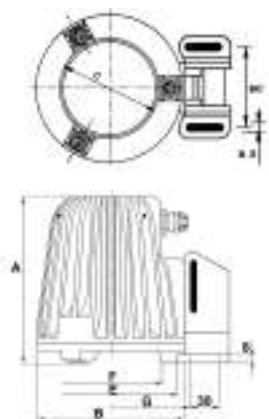
Branch office / exclusive agent:

Tension spring fixation "Z"



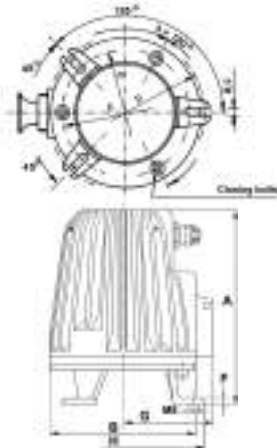
A	B	C	D	E	F	G	H
170	150	95	11	140	115	91	-

Tilting hinge fixation "Sch"



A	B	C	D	E	F	G	H
170	150	95	-	140	115	78	-

Footring fixation "N"



A	B	C	D	E	F	G	H
205	150	120	155	-	6	91	165

Conditions of service:

The light fitting F 20 dH is mounted completely **independent** of the vessel internal pressure or vacuum. Models fitted with built-in timer "U" should not be exposed to conditions where the temperature of the upper sightglass flange would be in excess of 100 °C. Admitted for ATEX equipment protection level (EPL): Gb (zones 1 and 2) and Db (zones 21 and 22).

Construction and materials:

The housing and fixations "Sch" and "N" are made from corrosion resistant cast aluminium alloy (Anticorodal). On request, light fittings may be painted with a two component acrylic based paint finish "K". Cable gland ½" NPT. When timer "U" is fitted, a standard operating time of 3 minutes is preprogrammed at our works, other time periods may be specified at the time of ordering. Reflector-bulb-unit, according to your needs to produce a wide ("flood" version) or a concentrated ("spot" version) beam of light. Standard version: "spot".

Electrical data:

Supply: AC
Terminal voltage: 24 / 36 / 42 / 115 / 230 / 240 V
Nominal rating: 20 W
Reflector-bulb: Halogen
Bulb socket: BA 15 d (T5) / G4 (T6)

Technical data:

Weight: 3,15 kg
Enclosure protection degree: IP67, dust tight and protected against the effects of temporary immersion to EN 60529 / DIN VDE 0470 part 1
Temperature class G / D: T5 / T95°C (T6 / T80°C on demand)
T_a = - 20°C / + 40°C (T_a up to + 60°C on request)
Explosion groups: IIC / IIIC
Ignition protection type: Ex d IIC Gb and Ext IIIC Db IP67 to EN 60079-0 / 60079-1 / 60079-31
ATEX: Ex II 2 G + D

The following table shows the mounting possibilities of the light fitting F 20 dH on sightglasses to or similar to DIN 28120 / 28121:


Nominal diameter (DN)	50		80		100		125		150		200	
Sightglass to DIN 28120 (A)	A		A		A		A		A		A	
Sightglass to DIN 28121 (B)		B		B		B		B		B		B
Fixation												
...N	•	•	•	•	•	•						
...Z					•		•		•			
...Sch					•		•		•		•	

Additional equipment:



G Vibration absorbers (silent blocks)

Vibrations from the surrounding plant can have a deleterious effect on the lifetime even of halogen bulbs. Vibration absorbers made from chemically and thermally resistant silicone are offered for use with the tension spring fixation ...Z.



U Timer

The timer for remote operation ...U saves energy and increases the lifetime of the bulb by limiting operation to approximately 3 minutes. (Please refer to our leaflet "switches, push-buttons and timers").

Do you wish for more information about our wide range of light fittings for use in hazardous and safe areas, about our range of circular sightglasses to DIN 28120/28121, screwed sightglasses similar to DIN 11851, rectangular or D-ended sightglasses, pipeline flow indicators, centrally or sideways operated wipers, hinged sightglasses, spraying devices, camera systems for hazardous areas or our complete sight and lightglass units VETROLUX®? Are you interested in other types, special versions or different protection degrees? If yes, please contact us, our branch office or our local agents – it is our business! You will find the necessary indications about our sales network on the Internet.

MAX MÜLLER AG

PROCESS ILLUMINATION AND VISUAL OBSERVATION SYSTEMS

Hagmattstrasse 19 • CH - 4123 Allschwil / Switzerland

Telephone +41 61 487 92 92 • Telefax +41 61 487 92 99

www.maxmuellerag.com E-Mail: blt@maxmuellerag.com